



Bio-Oil from Coconut Shells

Sasikumar . C, Sundaresan . R , Nagaraja . M, Sivahari Shankar.M.S , Karthikeyan . S

Abstract: Future decade's energy industries and startups can go for an innovation method of electricity generation using clean power mechanism by using the renewable energy and by utilizing the abundant Biomass wastes resources like husks, shells, powdery agri wastes, bagasse as fuels. Similarity to fossil resources, biofuels for heat power utility and electricity production benefits higher efficiency without environmental impact. Bio-Oil extracted from biomass, is a Carbon di oxide neutral technique and it will leads to credit among various resources of biomass coconuts are the surplus available source in the globe. Literature shows that research investigation in extracting the by product from coconut using pyrolysis is very limited. The objective of present work is to envisage the research methods for generating power from coconut shell using pyrolysis. Bio-Oil extracted from pyrolysis process can be used as a fuel for oil burners and in boilers for heat and power applications. Also Bio-oil can be blended at proper proportion with diesel to bio-diesel fuel. Hence pyrolysis based fuel extraction techniques are key solution to solve energy shortage in a friendly way using coconut shells.

Index Terms: Coconut shells, Green Energy, Biomass, Pyrolysis.

I. INTRODUCTION

Biomass is a hydrocarbon material consisting of carbon, hydrogen, oxygen, nitrogen and other components in small proportions. The use of the residual biomass as energy resource finds its typical applications from small ovens to boilers for both thermal and power applications. The thermo chemical processes of converting carbonaceous biomass are termed as combustion, pyrolysis and gasification [1]. The pyrolysis technique is an innovated energy conversion mechanism which is capable to produce cleaner, higher calorific gas from a diversified range of biomass. Pyrolysis technique products includes gases, vapor that can be separated as a liquid and solid char.

Solid char consists of a small amount of volatile hydrocarbons, solid hydrocarbons, and inorganic compounds [4]. It involves the simultaneous change of chemical composition and physical phase, and is irreversible. The thermal treatment of coconut shells is accompanied by physicochemical and structural transformations. The calorific value and other elemental analysis of the coconut shell obtained from open literature are tabulated below.

Table 1. Proximate & Ultimate analysis of Coconutshell

	[2]	[3]	[4]
Proximate			
Volatiles	72.93%	74.9%	85.36%
Fixed carbon	19.48%	24.4%	
Ash	0.61%	0.7%	3.38%
Ultimate analysis (%)			
Carbon	53.73%	53.9%	63.45%
Hydrogen	6.15%	5.7%	6.73%
Oxygen	38.45%	39.44%	28.27%
Nitrogen	0.86%	0.1%	0.43%
Sulphur	0.02%	0.02%	0.17%
Moisture content	6.98%	5.7%	11.26%
Calorific value(MJ/kg)	20.88	20.515	22.83

Pyrolysis experiments have been conducted by E. Ganapathy Sundaram et.al [2] using coconut shell at pyrolysis temperature between 400 and 600°C with particle size of 0.15 mm - 1.80 mm. The gas yield and liquid yield were reported to be increased from 43 to 38 wt% and 33 to 30 wt%, for a raise in operating temperature from 400 to 600°C. Mohammad Uzzal Hossain Joardder et.al [4] experimentally demonstrated the conversion of coconut shell into pyrolytic oil. The maximum oil yield of 34.3wt% was achieved at a temperature of 450°C for fuel size of 0.6mm.

Experimental results shows that yield of liquid was reported to be increased to maximum at 450°C and decreased at an

Manuscript published on November 30, 2019.

* Correspondence Author

Sasikumar.C*, Department of Mechanical Bannari Amman Institute of Technology (BIT), Sathyamangalam-638401.

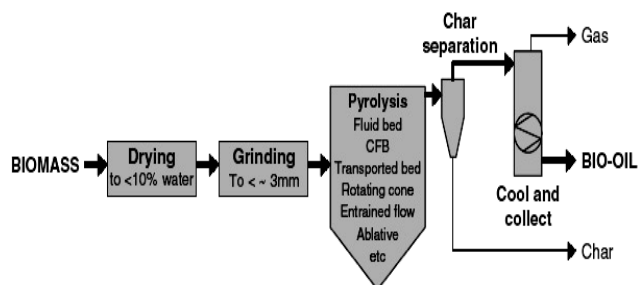
Sundaresan. R , College of Applied Industrial Technology, Jazan University, Baish, Saudi Arabia.

*Nagaraja. M, Department of Mechanical, PSNACET, Dindigul-624622 .

Sivahari Shankar MS. Department of Mechanical, PSNACET, Dindigul-624622 .

Karthikeyan. S Department of Mechanical, PSNACET, Dindigul-624622 .

© The Authors. Published by Blue Eyes Intelligence Engineering and Sciences Publication (BEIESP). This is an open access article under the CC-BY-NC-ND license (<http://creativecommons.org/licenses/by-nc-nd/4.0/>)



operating temperature of 600°C.[4] reported that yield is maximum due to cracking of the coconut shells at this operating temperature.

II.PROCESS FLOW DIAGRAM

The schematic diagram of bio-oil extraction process, various subsystems and Bio-Oil applications are as shown in Figure.1 , Figure.2, Figure.3, Figure.4 and Figure.5

Figure 1.Schematic view of a Pyrolyser

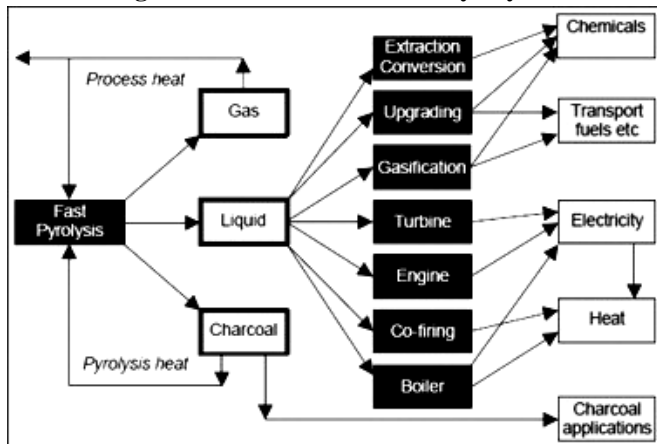


Figure 2.Application of Liquid Bio-Oil.

L. Fagbemi et.al [6] envisaged the pyrolysis of wood, coconut shell and straw in a pyrolysis reactor of 1.20m length and 6 cm diameter. The Pyrolyzer is made up of quartz tube, heated by a cylindrical oven. Experimental results show that higher pyrolysis temperature favored the production of H₂. Also gradual decrease in temperature decreases the CO₂ concentration with an increase in concentration of CO.

For coconut shell an increase in temperature from 500°C to 600°C the H₂ content was reported to be increased from 5.4% to 12.4%.

At an operating temperature of 600°C the content of H₂ reported for coconut shell is 12.4%. This is higher than H₂ composition reported for wood pyrolysis which is only 10.8% at 600°C. [6].

Also increase in temperature above 700°C is found to favor the concentration of CO. The CO concentration for coconut shell is 44.2% and woodchips is 50.2% at 800°C. [6]. The H₂ concentration was also found to be higher at 800°C with 23.5% for coconut shell and 20.8% for woodchips. Coconut shell is also found to be an excellent CH₄ generator than the wood. CH₄ concentration was reported to be 23.5% for coconut shell and 20.8% for woodchips at 800°C.

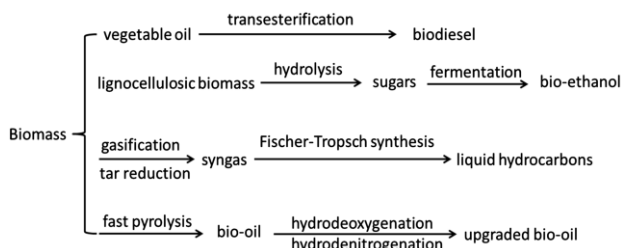


Figure 3.Schematic view of Bioprocess

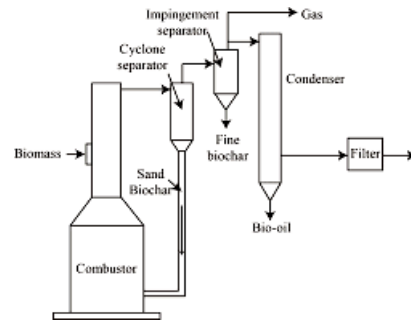


Figure 4.Schematic view CFB Pyrolysis process

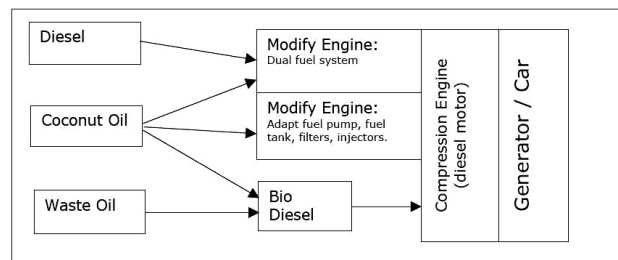


Figure 5.Schematic view CFB Pyrolysis process

III. RESULTS AND DISCUSSIONS

Bio-oil derived from coconut shell has GCV ranging from 15-38 MJ/kg which can be used for combustion in boiler and as an alternate fuel in diesel engine with some modification in engine. At higher temperatures above 500°C thermal cracking of Tars produces a purified syn gas rich in CO and H₂, which can be used as feedstock for combustion in Diesel engines.[6] .

V. F. Olontsev et.al [7] investigated that high carbonaceous charcoal can be extracted up on the pyrolysis of coconut shells with particle size of 3–10 mm. The optimum pyrolysis temperature of coconut shell is reported to be 550°C for maximizing the liquid yield with particle sizes ranging from 1.18-1.80 mm [2].

The calorific value of the bio-oil is found to be slightly lesser than the diesel fuel. Table 2. Shows the properties of bio-oil obtained under optimum conditions reported by E. Ganapathy Sundaram et.al [2]. Bio-oil flash points found in open literatures are in the range of 40-70 °C or above 100°C, which depends on the volatiles organic content [4].

Table 2. Experimental observations of bio-oil

Properties	Bio-oil [2]	Bio-oil [4]	Diesel Fuel [8] ,[9]
Elemental	(Wt %)		(Wt %)
Carbon	75.4	-	82.5%
Hydrogen	11.7	-	12.75%
Nitrogen	2.4	-	-
Oxygen	10.5	-	-

Density(kg/m ³)	1090	1095.5	860
Viscosity	36 at 50°C (cSt)	1.99 at 50°C (cSt)	4.0 at 30°C (cSt)
Flash Point	80(°C)	>100(°C)	52–96°C
HHV / GCV(MJ/Kg)	38.6	21.4	44 - 45.60

IV. CONCLUSION

The calorific value of coconut shell ranges from 20 -23 (MJ/kg). The energy crisis can be compensated by using the abundantly available coconut wastes across villages in India. For Pyrolysis process the most suitable resource is Coconut shell, due to its less content of ash, higher proportion of volatile matter and surplus availability in rural villages all around the year.

The bio-oil yield of the pyrolysis process depends up on the molecular structure of organic matter, the degree of metamorphism, the rate of heating, the removal of volatile substances, and the intensity and time of thermal action.

ACKNOWLEDGEMENT

Nagaraja M, highly expresses his gratitude for support by Dr.Sundaresan .R Former Sr.Professor of VIT University for successful completion of the research work.

ABBREVIATIONS

CO is the % of Carbon Monoxide\

CO₂ is the % of Carbon Dioxide

CH₄ is the % of Methane

H₂ is the % of Hydrogen

HHV is the Higher Heating Value

LHV is the Lower Heating Value (or Net Calorific Value)

REFERENCES

1. J. Ganan, A.Al-KassirAbdulla, A.B.Miranda,J. Turegano,S. Correia, E.M. Cuerda, *Energy production by means of gasification process of residuals sourced in Extremadura*, Renewable Energy.2005, 30, 1759–1769.
2. E. Ganapathy Sundaram and E. Natarajan, *Pyrolysis of Coconut Shell: An Experimental Investigation*, the Journal of Engineering Research 2009, 6(2), 33-39.
3. Alberto J. Tsamba, Weihong Yang, Wlodzimierz Blasiak, *Pyrolysis characteristics and global kinetics of coconut and cashew nut shells*, Fuel Processing Technology.2006, 87, 523–530.
4. Mohammad Uzzal Hossain Joardderet.al, *Pyrolysis of coconut shell for bio-oil*, Proceedings of the International Conference on Mechanical Engineering. 2011 18-20 December 2011.
5. Mustafa Balat, Mehmet Balat, Elif Kırtay, Havva Balat, *Main routes for the thermo-conversion of biomass into fuels and chemicals*. Part 1: Pyrolysis systems, Energy Conversion and Management.2009, 12, 3147–3157.
6. L. Fagbemi, L. Khezami, R. Capart, *Pyrolysis products from different biomasses: application to the thermal cracking of tar*, Applied Energy .2001, 69, 293–306.

7. V. F. Olontsev, I.A.Borisova and E. A. Sazonova, *Pyrolysis of Coconut Shells for the Manufacture of Carbon Sorbents, Solid Fuel Chemistry*. 2011 45(1), 44–49.
8. Diesel Data Sheet, Chemical and physical information. www.scielo.org, www.iocl.com/Products/DieselSpecifications.pdf

AUTHORS PROFILE



Sasikumar.C, Ph.D from Anna University, Chennai. His research interest includes Biodiesel extraction using pongamia & Jatropa. He is an Associate Professor in Department of Mechanical in Bannari Amman Institute of Technology (BIT), Sathyamangalam.



R. Sundaresan had his Ph.D from IIT Madras, Chennai. He had executed 4 funded project supported by UGC, DST and BRNS in VIT University. He supervised Ph.D & M.S., candidates. His research interest includes Biomass, Heat Transfer in Fluidized Bed Renewable Energy. He is life member of ISTE, ISHMT, SESI and FIE.



M. Nagaraja through DST Fellowship in VIT continued MS which regulation pertains to Ph.D and later he upgraded M.S credits to Ph.D and graduated with Ph.D during 2015 by Ballsbridge (UK accredited). With 13 years of experience, his interest includes educational administration.



MS.Sivahari Shankar did his Master degree at Mohammed Sathak Engineering College and his Bachelor Degree in PSNA. His research interest is concerned to the renewable energy utilization and optimization.



S.Karthikeyan did his Ph.D in IIT Madras. His research interests also includes in the area of energy development and testing of thin surface coatings. Also he is working in the field of Robotics.