

Mat Lab Coding and Experimental Analysis of Heat Transfer Rate In Multi Air Jet Impingement

K. Srinivasa Rao, K.Lakshmi Prasad, P.Tharun Sai, M.Pulla Rao



Abstract: *The Electronic equipment's have turned out to be practically unavoidable. This electronic gadget assumes a key job in numerous basic zones of innovation and brought about high thickness of segments in little volume. In this manner, there has been a consistent increment in heat squandered rate from electronic segments. Advancement likewise prompted more prominent power in the segments and there is an extensive increment in the heat dissemination of electronic segments. Analysts for the most part utilized the idea of constrained convection air to evacuate heat at the outside of the segments. Increment the existence time of parts. In this present paper impinging air jets is examined tentatively. Heat transfer attributes are analyzed. Analysis have been directed at (Z/D =5, 10 and 15) and Velocity of air (V (m/sec) = 5.6,5.2,4.8,3.9,3.5,2.6) and (V(m/sec)= 6.1,5.8,5.3,3.7,3.3,2.9) for flat plate and pin fin heat sinks are respectively and Heat input (Q=32watts). Empirical correlations are developed from results and Mat lab coding was developed at different conditions and the results show that the relation between heat transfer coefficient Vs velocity and Reynolds number Vs Nusselt number and Nu(theoretical) Vs Nu(experimental) and heat transfer coefficient Vs nozzle to plate distance(z/d).*

Keywords: *Jet impingement, Heat transfer, Mat lab, Velocity, Nusselt number, Reynolds number*

I. INTRODUCTION

In the present situation of many trend setting innovations, utilization of Electronic has turned out to be practically unavoidable. Accordingly, there has been a consistent increment in heat squandered rate from electronic segments throughout the previous couple of decades. Improvement additionally prompted more interesting power in the segments and there is an impressive increment in the heat dispersal of electronic segments. Different researchers and scientists generally utilized the idea of constrained convection air to expel heat at the outside of the segments. It is vital not exclusively to keep up low temperatures of segments yet

additionally stay away from problem areas. For the improvement in the incorporated circuit structure for more interesting heat transfer zone is practically unthinkable. Just way out appear to be advancement of unusual constrained convection cooling strategies like impingement planes. This strategy looks appealing since the cooling can be coordinated towards the hot segments and preferred position of impingement planes is that it is viable with framework, where the electronic part thickness is high. The significance of considering impingement flies in cooling of electronic parts in which headways in heat transfer rates depends on the capacity to disseminate enormous heat transitions with high yielded burden and arrived at the average of heat transfer coefficients. Jet impingement cooling is a system of heat transfer by methods for collision of fluid atoms on to a surface. The impinging plane is characterized as a high-speed air of cooling fluid constrained through a gap or opening which encroaches superficially to be cooled, which outcomes in high heat transfer amount among the divider and the fluid. Heat transfer happens because of the collision of high speed fluid particles on to the surface. Ruifeng.d, Qiang.g et al. [1] Outcomes since preliminary and numerical examinations of the transient heat transfer qualities of round air-jet impingement is displayed. The round nozzle takes an inward separation crosswise over of 6 mm. The Re is portrayed reliant on the nozzle estimation changed from 14,000 to 53,000. The non-dimensional Re transfer among the nozzle withdrawal and the target platter is changed from 4 to 8. The (local) Nu assortment with the time acquired. The expanding velocity of Nu (local) backs off as the air impingement continues chilling off. At the 50–80 s districts, the Nu(local) at innumerable radii R/D_n get the most extraordinary point then persist for all intents and purposes steady from 80s until the completion of the test. The Nu (local) obviously expanded as the Re expanded. The mathematical Nu (local) at the stagnation silluminatonly expanded and achieved the most extreme Markal.B et al. [2] has investigation of, whirling coaxial restricted impinging tempestuous air planes issuing from a novel planned nozzle is examined tentatively. Heat transfer qualities and pressure appropriation on the impingement plate are examined. Tests have been directed at various nozzle to-plate separations ($H/D = 0.5, 1.0, 1.5, 2.0$ and 2.5) and flow rates ($Q = 0.25, 0.50$ and 0.75) for a consistent complete stream rate of $1.33 \times 10^{-3} \text{ m}^3 \text{ s}^{-1}$ (80 L/min). The outcomes demonstrate that the flow rate proportion improves the consistency of the heat transfer through the impingement surface and expands the average Nu. The local Nu diminished when increment H/D Premachandran.B, Sangeeta. K et al. [3]

Manuscript published on 30 September 2019

* Correspondence Author

K.Srinivasa Rao*, Mechanical Engineering, Lakireddy Bali Reddy College of Engineering, Mylavaram, India, Email: srinukarnati123@gmail.com

K.Lakshmi Prasad, Mechanical Engineering, Lakireddy Bali Reddy College of Enegineering, Mylavaram, India. Email: klprasad@lbrce.ac.in

P.Tharun Sai, Mechanical Engineering, Lakireddy Bali Reddy College of Enegineering, Mylavaram, India. Email: tharunsai345@gmail.com

Dr. M. Pulla Rao, Mechanical Engineering, IITD, Karnool, India. Email: muvvala@iitk.ac.in

© The Authors. Published by Blue Eyes Intelligence Engineering and Sciences Publication (BEIESP). This is an [open access](https://creativecommons.org/licenses/by-nc-nd/4.0/) article under the CC-BY-NC-ND license <http://creativecommons.org/licenses/by-nc-nd/4.0/>

Mat Lab Coding and Experimental Analysis of Heat Transfer Rate In Multi Air Jet Impingement

done numerical examinations on cooling of a round chamber kept up at a consistent heat transition by a roundabout air jet impingement with a semi-round sunken containment at the base of the heated chamber. Four various estimations of the nozzle to chamber distance were deliberated.

Test study was done to acquire the (local) Nu distribution the results uncover that the air restriction gave at the base of the chamber mends the Nu(local) by about 24% and actual Nu by about 17%. Mathematical examinations stood moreover done with semi-round air imprisonment by a primary at the base. This arrangement stood found to outcome in most extreme increment in Nu(local) by 24% when contrasted with the outcomes with containment disadvantaged of an inaugural. For all Re_d and H/D esteems with littlest restriction range, the Nu(ave) stood establish to increment because of the imprisonment, with most extreme increment of nearby 17% at $H/D = 16$.

Ye-zhen, Yong shen et al [4] has investigated Experimental and CFD examinations were directed to inquire about the conjugated convective heat transfer conveyed by solo section of impinging planes inside a constrained frequency with non-uniform starting cross flow issued from separate openings. The impacts of the cross flow-to-jet 'Re' ratio and cross flow openings course of action (inline or stumbled in with respect to the impinging plane gaps) on the air impingement practices were examined giving a similar absolute cooling air mass flow rate. Specific consideration stood waged to look at the tab-exited jet impingement practices in a limited frequency with non-uniform cross flow. The outcomes demonstrate that the selected excitation on the enhancement of convective heat transfer in the region of impingement area is not just as the circumstance where no underlying cross flow is existing. While for the staggered arrangement of cross flow holes, the area comparing to the pinnacle along the side arrived at the (avg) Nu is not unbiased by the cross flow yet the pinnacle along the side found the (avg) Nu is diminished repetitively with the expansion of cross flow-to-jet 'Re' ratio. Among three cross flow-to-jet 'Re' range from 0.5 to 2 in the contemporary, the most extreme contrast of pinnacle along the side found the Nu(avg) among dual distinctive cross flow plans is happened in $Re_c/Re_j = 1$.

Pullarao, M, Balaji, C et al [5] intelligences the after effects of an exploratory examination of fluid flow and heat transfer completed with four-sided flows dispensing perforated nozzles. This is cultivated by an impinging four-sided flow on a consistently heated bowl of limited thickness (5 mm). The medium under consideration is air. Three distinctive nozzle arrangements are utilized in the examination in particular a solitary nozzle and examine by means of four and nine holes, which are suited in the equal accessible flow path $4.6 \text{ mm} \times 4.6 \text{ mm}$. This course of action is similar to presenting a wire mesh at the exit plane of nozzle. The impacts of flow to-plate separate (2–9) and the mass flow rates of the jet fluid on the heat transfer rate are contemplated. For the perforated nozzle designs, the centre line velocity and disturbance force esteems are expanded by 57 and 140% individually contrasted with that of a solitary jet.

Selvaraj, P, velusamy, K et al [6] looked at the influence of enlightenment on materials; test coupons are irradiated in workplaces. Throughout their radiated procedure, these models produce makeable measure of heat. This heat ought to be diligently disinterested since the models in order to swear

off relaxing of the models similarly as to keep the models at a particular temperature during the light procedure. To intensification the heat rate, jet cooling is used as it gives huge heat transfer coefficient. To measure the heat transfer physiognomies of air cooling beneath these circumstances, tests must be passed on out. Electric Joule heating is grasped to re-sanction enhancing heat in treated steel tests. Round spouts are used to make air stream the outcomes expressions that for relative circumstances round planes give higher ordinary heat transfer coefficient appear differently in relation to space stream. The best normal heat transfer coefficient got is $2500 \text{ W/m}^2\text{K}$. In the present examinations the Nu exhibits a growing example with the Re. Along these lines there is credibility to redesign the heat departure by growing the wind current rate.

Chan, B et al [7] investigated the heat transfer attributes of an aluminium lather heat sink focus to an imposing air flow is researched tentatively, beneath stationary siphoning force ailment. The impacts of dimensionless siphoning power, Re and Z/D on the Nu are considered. The outcome demonstrates that the impact of the impinging space on the Nu is irrelevant under static Re, while the Nu reductions with Z/D under fixed siphoning power. In view of the exploratory outcomes, an observational connection for anticipating the Nu is proposed as a component of the dimensionless siphoning power and Z/D. In light of the test consequences, an experimental connection for foreseeing the Nu is recommended as a component of the dimensionless siphoning power and Z/D.

B.K. Friedrich, A.W. Galspell et al [8] has examined heat transfer and fluid flow attributes of a flooded jet impacting on a level shallow plate are tentatively researched. The operational fluids are air and water. The impacts of a varied sort of Z/D dividing ($H/d = 0.1 - 40$) on the Nu and pressure droop are measured. The outcomes demonstrate that the Nu and pressure are isolated into three areas; locale (I) jet diversion area ($H/d < 0.6$), area (II) potential centre locale ($0.6 < H/d < 7$), and area (III) free flow area ($7 < H/d < 40$). In area I, the standardized stagnation Nu and stagnation pressure radically increment with diminishing the Z/D dividing since the provided siphoning force increments as the Z/D dispersing diminishes. In area II, the impact of the Z/D spacing is immaterial on the standardized stagnation Nu and pressure since the normal speed of potential centre is steady. In area III, the standardized stagnation Nu and pressure monotonically decline with expanding the Z/D spacing because of a diminishing in flow velocity. The stagnation Nu and pressure appeared identical pattern despite the fact that those are not actually coordinated in wide range of Z/D arrangement. In light of the exploratory outcomes, new correlation for the standardized stagnation Nu what's more, pressure of the impinging plane are created as an element of the Z/D dispersing alone.

Tan Xiao, Zhang Jing et al [9] he tested examination on cooling exhibitions of indispensably emission cooling arrangements with film cooling openings calculated typical to the standard stream is directed. The adiabatic film cooling adequacy furthermore, the general cooling adequacy are estimated on a polycarbonate test plate and a treated steel plate separately. Impacts of the carrying proportion (extended from 0.6 to 2.4),

Multi-opening plan (inline and stunned), opening to-gap pitch proportion (ran from 3 to 5) and stream to-target separating proportion (extended from 2 to 4) on the conserving execution are studied.

The activity of extra stream impingement heat transfer on civilizing generally speaking cooling execution is very dependent on the deafening quantity, Multi-gap game plan and Z/D dividing, which appear to be carried on predominant in the circumstances wherever the film cooling impact disengaging the wall superficial since the hot standard is scrawny. As the coolant quantity stream rate per unit territory of cooled apparent expands, the opening to-gap pitches might be slowly extended to brand viable usage of exhibit stream impingement. Multi-gap stunned course of action gives overall higher adiabatic film cooling viability than the inline partner. Given a similar coolant quantity stream rate, the coolant film over the apparent will be showed signs of improvement for the release cooling design with little pitches. Laxmikant.D, Mangesh.B et al [10] has done examinations driven for different game plans of various round openings. The data parameters for instance, excitation repeat, (PCR) and axial distance from slant of the heat sink edge to gap plate stay measured in the examination. The show of the heat sink in regards to spatial-typical heat transfer coefficient and heat block is recorded. Though impinging on the heat sink, the most extraordinary heat transfer coefficient got with various opening produced 12% greater than a standard solitary gap built jet and on different occasions more visible than the contrasting case and the uncovered impassioned surface designed stream heat sink blend shows an indistinct execution with that gained with an ordinary fan-heat sink framework. Heat restriction of the heat sink shows degeneration with addition in information ability to made stream actuator. Regardless, such lead isn't shown by a fan. The base heat restriction of the heat sink with various gaps built jet is seen to be up to different occasions greater than the thermal interference for free convection. Observational relationship remain made since preliminary statistics delineating the assortment in heat obstacle as a component of information control Multiple-opening fabricated stream in closeness of heat sink shows an unclear heat execution in examination with a business fan at higher information control. Various opening made stream demonstrate on numerous case higher thermal restriction with the free convection

Qi Jing, Di zhang et al [11] mathematically researched for three unique target profiles and different surface arrangement of hollow/bulge and triangular rib. Inside Re scope of 10,000–50,000, the detail flow designs; heat transfer and abrasion attributes remain acquired. Contrasted and level channels, curved produce increasingly compound flow designs. The appropriation of dimple/bulge develops the local and overall 'H'. The Nu/Nu_0 of 1.31 is accomplished through scanty projection arrangement in curved and stripe passages, while the f/f_0 is as it was 0.96. The rib-dimple/projection arrangement improves the (local) Nu while fundamentally breaking down the in overall heat transfer. Thoroughly considering the amount of heat flux Q , the C.O.P, Nu/Nu_0 and f/f_0 , a superb cooling execution has been accomplished by distension course of action in non-level channels. For three this protrusion game plan exacerbates the stream arrangement with the creation of twisters. The heat transfer is upgraded in the rib upwind, while the less Nu districts are delivered in the protected and down flow of rib. For the most part, the

reception of rib decreases the average Nu/Nu_0 and builds the f/f_0 contrasted and inadequate dimple/bulge plan, particularly in level channels.

Tzer, Sheng et al [12] researched the fluid flow and heat transfer qualities of the pin fin heat sink completely loaded up with stuffed brass beads under a vertical approaching wind current. The elements of the pin fin heat sink were fixed. This steady was connected on the base of the object. The pin fin object of different pin fin side dimensions and pin fin interim spaces loaded up with metal dabs of different distances across would consequence in various permeable assets, driving the comparing changes in the practices of the properties. The outcomes showed that, for a similar Re of approaching flow, the stick blade heat sinks with pressed metal globules (Group 3) have noteworthy heat transfer improvements(17.0–78.4% and 95.8–311.2% at $Re = 10,000$, individually) by contrasting and the relating unadulterated pin fin heat sinks (Group 1) and pure stuffed brass beads heat sinks (Group 2). The Nu experimental formula. In addition, in light of the equivalent dimensionless siphoning power, the Group 3 heat sink for the most part has complex heat transfer execution than the relating Group 1 heat sink then Group 2 heat sink, aside from a couple of special cases at littler dimensionless siphoning power. The unadulterated pin fin heat sink has lower flow opposition. The pin fin object with stuffed brass beads creates higher flow opposition. The flow opposition of unadulterated pressed brass beads heat sink is amid the previous two. The stream opposition of wind current through different heat sinks by large increments as the permeability of heat sink diminishes.

Arun.S, PengXu et al [13] the stream and heat material science of stream impingement on an unsavory surface are basically not equivalent to that arranged a flat apparent; a statistical report was did on the two-dimensional wind flow impingement with an archetypal unforgiving shallow by CFD strategy. A sinusoidal tendency stood used to show the terrible impinging objective apparent presented to an opening plane nozzles. A heat interchange update aspect was familiar with assess the effect of stream Re , jet impingement estimation, likewise, surface brutality similarly as temperature differentiate between Z/D around the heat interchange of stream impingement. It is seen that the brutality influence is insignificant in the impingement sector though it is obvious in the divider stream area, then the apparent cruelty expect a dominating activity on the improvement influence of heat transfer amount contrasted and stream geometrical estimation, temperature differentiate. In addition, entropy age examination was moreover achieved on the heat and mass trade in wind current impingement, and perfect structures stood establish with entropy age minimization rule as requirements are the influence of sinusoidal typical ferocity on the heat transfer execution has been inspected in the perspective on first and second laws of thermodynamics. Comparative a seeing flat seeming here is the heat transfer redesign in the ordinary heat interchange rate. Curiously it is seen that in the impingement region the area difference of temperature decreases because of capture of fluid in the valleys of the unforgiving surface.

Mat Lab Coding and Experimental Analysis of Heat Transfer Rate In Multi Air Jet Impingement

Pullarao.M, Balaji.C et al [14] the outcomes of an examination did to contemplate the impact of a wire mesh work introduced at the nozzle exit on the heat transfer execution of a four-sided jet. Near this, tests are completed to cool an electrically heated smooth platter with an affecting air jet delivered since a four-sided opening. Three wire networks with region based penetrability estimations of 0.35, 0.41 and 0.66 individually are utilized in this examination. Heat interchange attributes are introduced as stagnation point and (local) Nu. The heat transfer attributes of the planes using and deprived of the wire cross sections are looked at (i) the similar mass movement rate of the jet liquefied and (ii) a similar authority utilization of the jet. To help the temperature transfer outcomes, mean rate and turbulence are estimated with a hot-wire anemometer. The impact of Z/D (2–8.5) on the heat transfer amount is examined too. The manifestation of mesh acts as turbulence advertiser, which permits the fulfillment of maximum Nu at a little Z/D ratio of 2, instead of at a higher of 4.5. B.R.Ramesh babu, V.Venkata subba rao et al [15] had focal point of the investigation is arranged the whirling impact forced by helicoid surfaces. Six helicoid whirl supplements of solo vane, twofold blades and triple strips with swirl number (Sw) of 0.75 and 1.1 remain utilized in this examination. The heat transfer estimations remain made aimed at the Re scopes of 12700 - 32700 what's more, aimed at the separate distance (H/D) of 1, 2, 3 and 4 utilizing thermo chromic liquid crystal method. The swirling impinging plane is likewise contrasted and round impinging plane on the heat transfer execution. The acquired exploratory outcomes give the data on the conduct of one, two fold and three-way helicoid swirl embeds on the heat flow execution. The exploratory qualities remain broke down with multi target enhancement procedure of standard segment examination by registering multi response performance index (MRPI). Their presentation is displayed as far as heat transfer through assessment of Nu happening the impinging apparent besides heat transfer consistency and of Nu. The guideline segment investigation uncovers that the twofold helicoid with complex H/D proportion rallies execution of the whirling plane with moderately difficult registered. It is originate from (ANOVA) that the H/D proportion funds remarkable impact on the yield pursued through number of helicoid strips and (sw). The heat transfer pinnacles are progressively extreme at higher Re in the inertia area because of complex extraneous segment of rate of the swirl plane and essentially transfer left spiral way from the pivot of the jet when the detachment distances increments.

K.Yeranee, Yu Rao et al [16] the target is exploration is to research the heat transfer of an encroaching plane exhibit under a completely created drift. 5×5 planes released from nozzles diameter of d=17.2mm, size of 300mm were equitably separated in an in-line plan. The impacts of the dispersing (S) and the H/D space (H) were changed at S/d=4, 6, 8 and H/d=2, 4, 6, 8. The flow Re were differed at Re=10,000 to 40,000. The hotness disseminations on the impingement surface were estimated utilizing camera and were then determined to assess the Nu. The outcomes demonstrated that the most (avg) Nu was found at H/d=4 for all (S/d). A heat transfer connection was did in light of the pinnacle then (avg) Nu happening at H/d=4. This was as opposed to the instance of imposing plane cluster released from vent of nozzle, in which the average Q diminished monotonically with (H). An optional pinnacle of the (local) Nu was obviously start with a

huge ($S/d \geq 6$) joined with a little ($H/d \leq 4$) and a high Re ($Re \geq 30,000$).

Prithvi Sai.P, Aravind et al [17] talks about the physics of impinging planes in huge cluster in small Re routine. Moreover, the pressure droop acquired in impinging planes takes not been tended to in the sweeping writing also this paper gives crucial bits of knowledge into the pressure descent attributes. Mathematical simulation is completed on a variety of impinging planes utilizing different methodologies, for example, Reynolds averaged Navier-Stokes and Large Eddy Simulations. The outcomes acquired since these reproductions remain approved with the test outcomes. LES simulation has stood completed to show signs of improvement comprehension of the stream behavior now different impingement cluster. The re-enactments demonstrate significant pressure drop now the framework is because of withdrawal impact at the jet appearance and because of gummy losses. Moreover, reproductions must stood done to set up the affectability of the pressure drop plus heat transfer attributes assembling resistances probable in viable building utilizations flow clusters. From the molecule following technique, here mains seen that the majority of the pressure drop happen because of the withdrawal impact by the bay of jet and the defeat of K.E in the nozzle.

Martin.H et al [18] had the accomplish an appropriate plant structure, both from a monetary and a specialized perspective, information of the dependence of the heat and mass transfer amounts on the outside factors is essential. The air flow rate, the measurement (or opening width) of the nozzles, their separating, and their distance to the item surface are the primary factors, which can be picked to solve a given heat or mass transfer problem. This commitment is planned to be an exhaustive overview accentuating the building applications as opposed to a fundamental hypothetical methodology. Subsequently observational conditions are exhibited for the expectation of heat and mass transfer coefficients inside an enormous and innovatively significant scope of factors. These conditions depend on trial information for single round nozzles (SRN), array of round nozzles (ARN), single slot nozzles (SSN), and array of slot nozzles (ASN). Step by step instructions to apply these conditions in heat transfer and dryer configuration just as in improvement are additionally appeared.

J.B.R. Loureiro, A.P. Silva et al [19] was studied the mean flow field properties. Specifically, the scaling for most extreme speed dispersion along the impingement object is stretched out near represent Z/D distance and Re reliance. Another system for the estimation of the divider shear pressure is additionally presented. The test information is utilized near put forward a picture of the packed mean temperature summary for the divider flow area that pursues a Waybill circulation. Taking all things together, eleven distinctive data informational indexes remain reflected to put forward working articulations that incorporate a piecewise Nu articulation that outfits an answer substantial done the entire field of the impingement object, plus the stagnation field and the divider flow district. New qualities are proposed for the power keys and multiplicative bounds. The parametric investigation thinks about stream assets is resolved as far as unpolished limits like the free-jet momentum flux.

Mehran.R.Z et al [20] has conducted test and numerical examinations were done toward inspect the stream then heat move traits of an encroaching plane on an internal surface at minimal Z/D.

Steady heat flux of 2000 W/m² is associated on the internal apparent utilizing a silicon elastic heater tangle. In the unflinching state situation, the temperature allocation of the bended surface is assessed with camera. In the exploratory examination, a stream with 24mm estimation and round and hollow melded surface with the arch of radius 12 cm (Cr=0.1) has stood painstaking. The examinations of stream and heat flow qualities must be accomplished for various jet Re (10,000–35,000) and diverse spout distances across (18–30 mm). The circulation of speed and Nu for little (H/D < 1.0) have been appeared differently in relation to colossal (H/D ≥ 1.0). Examinations between mathematical outcomes test data certify that the mathematical desires accomplished by SST k- ω model nicely prophesy the speed and Nu allotments. Preliminary and mathematical outcomes avow that the planes with little (H/D=0.1, 0.2 and 0.4) give an extensively more Nu disseminations in examination with the surfaces with the huge (H/D=1.0, 2.0 and 4.0). The compared states of the found the normal of Nu reveal that the Nu is identified with (H/D)^{-0.54} and (H/D)^{-0.14} for little (H/D < 1.0) and huge (H/D > 1.0) separation separately. Trial estimations and numerical outcomes reveal hugeness additions of Nu in both circumferential and axel heading as the H/D < 1.0.

II. METHODOLOGY

2.1 Blower

An air blower is a machine utilized for producing stream of air at large pressure. Air Blowers can be classified in following sorts based on guideline of airflow generation Centrifugal Blower - Air enters pivotally and leaves the blade radial direction. Centrifugal fans utilize the kinetic power of the impellers to build the volume of the air stream, which thus moves against the resistance brought about by duct, dampers and different parts. Radiating fans uproot air radially, altering the course (normally by 90°) of the airflow. Industrial fans and blowers are machines whose essential capacity is to give and suit an enormous progression of air or gas to different pieces of a structure or different structures. This is accomplished by turning various cutting edges, associated with a centre and shaft, and driven by an engine or turbine.

Blower Specifications

Type:NWB

Capacity: 1.5(m³/min)

Duty Cycle: Continuous



Fig 1(Blower)

2.2 Heat sink

Heat sink and convection the go to way out for most frameworks and high-proficiency Pin Fin heat sinks are intended to meet the fundamentals of present day electronic cooling with minimal additional expense included. Specifically, the stick blade heat sink geometry is intended to give increases outward area to heat transfer small thermal resistance. Every heat sink expels violation the boundary layers of stagnant air that is folded over its seeming since air is upright thermal padding. These layers by quickening the progression of air mad about the heat sink either utilizing blower.



Fig 2(Pin fin heat sink)



Fig 3(Flat plate heat sink)

AlSi10Mg is a casting composite with great casting chattels and is ordinarily utilized for cast amounts with skinny walls and multifarious geometry. It offers great quality, inflexibility and vigorous things and is in this manner likewise utilized for high loads.

Thermal Properties

Density 2.68 g/cm³

Thermal conductivity 130 W/mK to 190 W/mK

Melting range 570 °C to 590 °C

2.3 Nozzle

It is an equipment envisioned to governor the direction of a fluid flow by way of it exits (or enters) an enclosed channel. It is consistently a compartment of varying cross sectional terrain, besides it might remain used to organize or alter the movement of a (fluid or gas). These are a significant part of the interval charity to control the level of creek, speed, heading, mass, shape, and the pressure of the stream that ascents awake out of them. The quickness of fluid additions to the impairment of its pressure life





Fig 4(Nozzle)

2.4 Heater

Heater= (Mica sheet+ Nichrome wire) act as a heater
Mica sheet

This unrivalled protector it has normal refractive record and its unmistakable range is about 1.6. Because of this environment Mica can be utilized to root a point deferral flanked by two symmetrical components of an information straight polarization and along these lines can likewise be utilized as an impediment gadget. Be that as it may, the birefringence isn't steady and in light of this very reason the photosensitive and physical breadth will vacillate. The best part is Mica can restrict pretty much all mediums like engineered mixes, acids, gasses, dissolvable bases, and oils.

Properties

Electrical: it has the tip top mix of identical dielectric equilibrium, Capacitance unflinching quality, gigantic dielectric control, heat assortment is high and lower control power loss, great electrical opposition and small temperature coefficient. It much viewed for its assurances from twist and crown release minus realizing every suffering harm.

Thermal: It is exceedingly heat proof, incombustible, non-combustible, infusible, and oppose temperatures of up to 1000°C. At any rate this depends upon the sort and verity of Mica used. It has brilliant Thermal dependability, lower heat conductivity, and can be adequately open to high temperatures without noticeable impact.

Nichrome wire

Nichrome is a non-magnetic compound of nickel and chromium. Nichrome is comprehensively used in heating parts. It is turned in wire loop to a particular electrical resistance, and current goes through to convey heat. In this we are using nichrome wire gauge 28



Fig 5(Heater preparation)



Fig 6(heater)

2.5 MATLAB INTRODUCTION

The name MATLAB represents Matrix Laboratory. It was composed primarily to give humble access to framework programming created by the different ventures. It is an elite language for particular figuring. It arranges figuring, recognition, and programming situation. It has complex data structures, contains worked in changing and investigating apparatuses, plus supports object-required programming. These components make an amazing implement for instructing and examination. It devours frequent points of interest analogized with traditional programming languages (example 'c') for taking care of generalized disputes. It is an instinctual agenda whose essential info module is a cluster is not entailing dimensioning.

MATLAB supports the variants of "if" construct.

- if ... end
- if ... else ... end
- if ... elseif ... else ... end

The simplest form of the if statement is
if expression
statements
end

III. EXPERIMENTAL SETUP & PROCEDURES

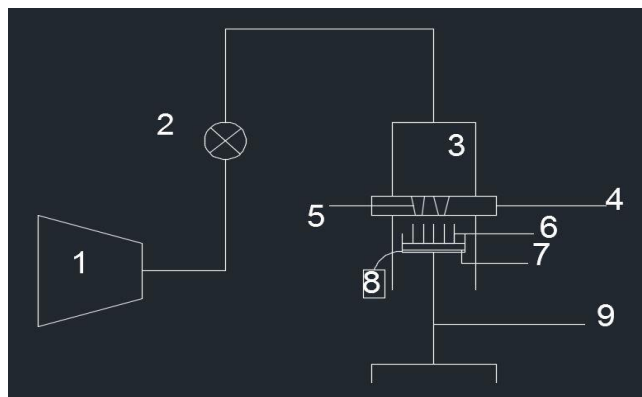


Fig 7(line diagram)

1. Blower 2. Control valve 3. Settling tank 4. Orifice plate
5. Nozzles 6. Heat sink 7. Heater 8. Electric source 9. Stand



Fig 7(Experimental setup)

Apply voltage by the dimmer stat 20V corresponding current 1.2 amps Heat is developed by the heater and heat will be passes through the heat sink. Then by using blower air will be passes through settling chamber Orifice plate is arranged between settling chamber and heat sink. Air will be passes through nozzles and flow over the heat sink result heat transfer by convection mode Note down the reading in steady state position Check flow of air by anemometer calculate the Reynolds number Finally calculate the heat transfer coefficient and Nusselt number at corresponding values this procedure conducted on flat plate heat sink and pin fin heat sink respectively.

3.3 Mat lab coding

```

v= input('enter voltage value');
i= input('enter current value');
as= input('enter surface area of heat sink value');
dt=input('enter temperature difference');
ro= input('enter density of fluid value');
ve1= input('enter velocity of air');
mu= input('enter kinematic viscosity of fluid value');
cp= input('enter specific heat of fluid value');
d= input('enter diameter of nozzle value');
kmat= input('enter thermal conductivity of material value');
kfluid= input('enter thermal conductivity of fluid value');
z= input('enter nozzle to target distance value');
q=(v*i);
fprintf('value of q%d\n',q);
h=((q)/(as*dt));
fprintf('value of h%d\n',h);
pr=((mu*cp)/kfluid);
fprintf('value of pr%d\n',pr);
re=((ro*ve1*d)/mu);
fprintf('value of re%d\n',re);
X = input('enter string letter: ','s');
if h == 'w';
if re<2000;
nu=(1.978*(re.^0.393)*(z.^-0.173));
fprintf('value of nu%d\n',nu);

```

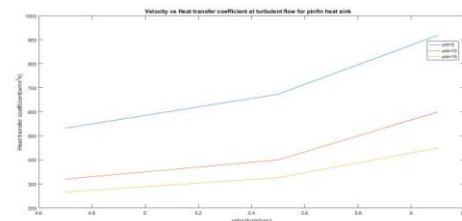

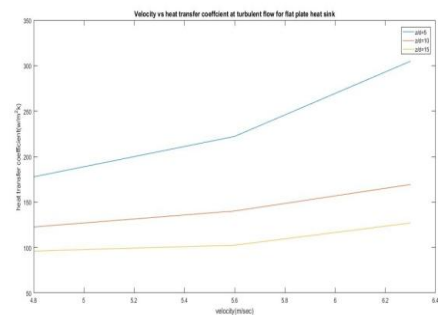
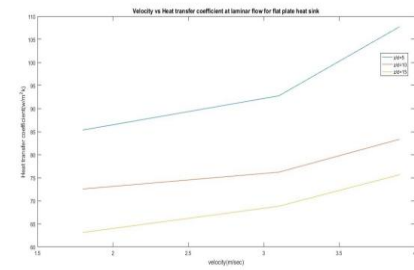
```

else re>2000;
nu=(0.009*(re.^0.84)*(z.^-0.26));
fprintf('value of nu%d\n',nu);
end
else h == 'wo';
if re<2000;
nu=(0.41*(re.^0.76)*(z.^-0.26));
fprintf('value of nu%d\n',nu);
else re>2000;
nu=(0.29*(re.^0.91)*(z.^-0.38));
fprintf('value of nu%d\n',nu);
end
end
plot(nu,re);
By using this mat lab code simulate different inputs.

```

IV. RESULTS AND DISCUSSION

4.1 Relation between velocity and heat transfer coefficient

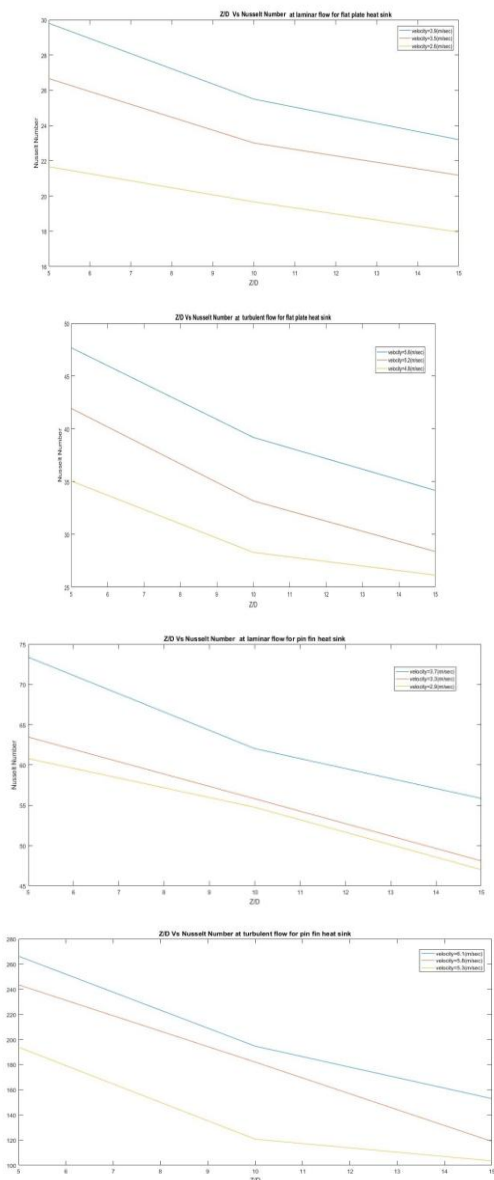


In this relation heat transfer coefficient is dependent on Reynolds number Reynolds number increase when velocity increase corresponding heat transfer coefficient is also increase ($H=f(Re,Pr)$). so graph will be linear but in this project data points are less so graph will be slightly curve.



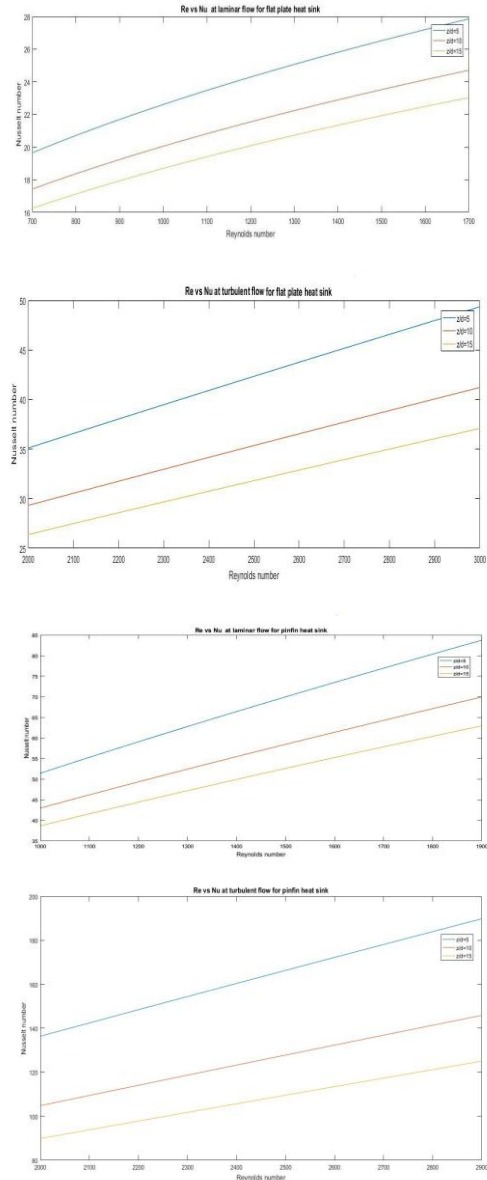
Mat Lab Coding and Experimental Analysis of Heat Transfer Rate In Multi Air Jet Impingement

In this graph plotted at different Z/D values
 For flat plate (max H=307(w/m²k)) & (min H=62(w/m²k))
 For pin fin heat sink (max H=918(w/m²k)) & (min H=170(w/m²k))
 In this pin fin heat sink has more heat transfer compare to flat plate heat sink so high value of heat transfer coefficient is in pin fin heat sink
 4.2 Relation between Z/D Vs Nusselt number



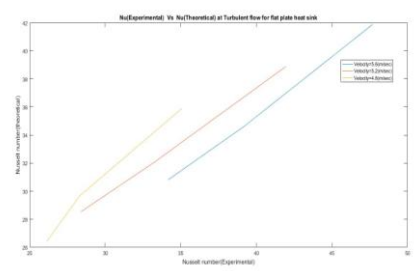
In this relation Z/D value (i.e. plate to target distance) decreases corresponding Nusselt number increases because Z/D value less then air impingement rate is high so heat transfer coefficient is increase. when Z/D increases heat transfer coefficient decreases corresponding Nusselt number is decrease. Premachandran. B, Sangeeta. K et al. [3] he has investigated Nusselt number distribution with Z/D graphs are similar to this (i.e. gradually decreases)
 For flat plate (max Nu=48.45) & (min Nu=17.93)
 For pin fin heat sink (max Nu=266.33) & (min Nu=45.55)
 High value of Nusselt number is in pin fin heat sink since of high heat transfer rate

4.3 Relation between Reynolds number vs Nusselt number



In this Nusselt number directly proportional to the Reynolds number so Reynolds number increase corresponding Nusselt number is increase. Selvaraj.P, velusamy.K et al [6] he has also investigation this graphs are similar to this
 For flat plate (max Re=2468.09; V=5.6(m/sec)) & (min Re=1032.54; V=2.6(m/sec))
 For pin fin heat sink (max Re=2865.3; V=6.1(m/sec)) & (min Re=1261; V=2.9(m/sec))

4.4 Relation between Nusselt number (theoretical) Vs Nusselt number (experimental)

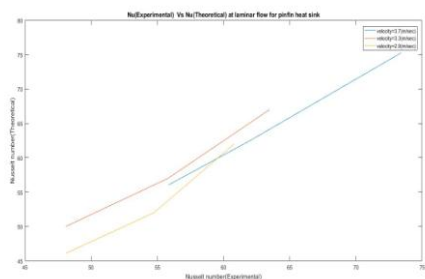
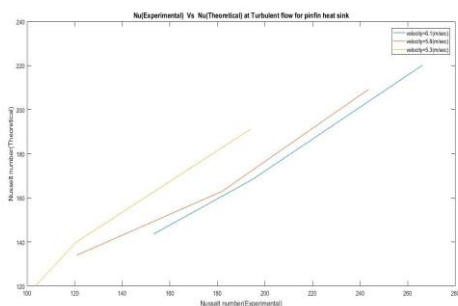
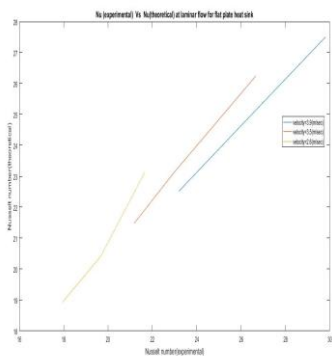


NOMENCLATURE

- Cp = specific heat (J kg⁻¹ K⁻¹)
- D= nozzle diameter (mm)
- Nu= local Nusselt number
- Re= Reynolds number
- H= Heat transfer coefficient (w/m²k)
- V= Velocity (m/sec)
- Z/D= Nozzle to target distance
- Q= Heat transfer rate (watt)
- Ts= Surface temperature
- Ta= Ambient Temperature

REFERENCES

1. Qiang Guo, Zhi Wen, Ruifeng Dou, (2017) Experimental and numerical study on the transient heat-transfer characteristics of circular air-jet impingement on a flat plate, International Journal of Heat and Mass Transfer, Volume: 104, Page no: 1177–1188
2. Burak Markal, (2018) Experimental investigation of heat transfer characteristics and wall pressure distribution of swirling coaxial confined impinging air jets, International Journal of Heat and Mass Transfer, Volume: 124, Page no: 517–532.
3. Dushyant Singh, B. Premachandran, Sangeeta Kohli, (2015) Circular air jet impingement cooling of a circular cylinder with flow confinement, International Journal of Heat and Mass Transfer, Volume: 91, Page no: 969–989. B. Smith, "An approach to graphs of linear forms (Unpublished work style)," unpublished.
4. Ye-zhen Yu, Jing-zhou Zhang, Yong Shan, (2015) Convective heat transfer of a row of air jets impingement excited by triangular tabs in a confined cross flow channel, International Journal of Heat and Mass Transfer, Volume: 80, Page no: 126–138.
5. Pullarao Muvvala, C. Balaji, S. P. Venkateshan, (2017) Experimental investigation on heat transfer from four-sided jets issuing from perforated nozzles, Heat Mass Transfer, Volume: 53, Page no: 2363–2375
6. P. Selvaraj, K. Natesan, K. Velusamy, T. Sundararajan, (2017) Cooling of small size irradiation specimens using impinging jets, International Communications in Heat and Mass Transfer, Volume: 84, Page no: 20–26.
7. Chan Byon, (2015) Heat transfer characteristics of aluminium foam heat sinks subject To an impinging jet under fixed pumping power, International Journal of Heat and Mass Transfer, Volume: 84, Page no: 1056–1060.
8. Kyosung Choo, Brian K. Friedrich, Aspen W. Glaspell, Karen A. Schilling, (2016) The influence of nozzle-to-plate spacing on heat transfer and fluid flow of submerged jet impingement, International Journal of Heat and Mass Transfer, Volume: 97, Page no: 66–69.
9. Kyosung Choo, Brian K. Friedrich, Aspen W. Glaspell, Karen A. Schilling, (2016) The influence of nozzle-to-plate spacing on heat transfer and fluid flow of submerged jet impingement, International Journal of Heat and Mass Transfer, Volume: 97, Page no: 66–69.
10. Laxmikant D. Mangate, Mangesh B. Chaudhari, (2016) Experimental study on heat transfer characteristics of a heat sink with multiple-orifice synthetic jet, International Journal of Heat and Mass Transfer, Volume: 103, Page no: 1181–1190.
11. Qi Jing, Di Zhang, Yonghui Xie, (2018) Numerical investigations of impingement cooling performance on flat and non-flat targets with dimple/protrusion and triangular rib, International Journal of Heat and Mass Transfer, Volume: 126, Page no: 169–190.
12. Tzer-Ming Jeng, Sheng-Chung Tzeng, Qiong-Yao Huang, (2015) Heat transfer performance of the pin-fin heat sink filled with packed brass beads under a vertical oncoming flow, International Journal of Heat and Mass Transfer, Volume: 86, Page no: 531–541.
13. Peng Xu, Agus P. Sasmito, Shuxia Qiu, Arun S. Mujumdar, Long Xu, Liping Geng, (2016) Heat transfer and entropy generation in air jet impingement on a model rough surface, International Communications in Heat and Mass Transfer, Volume: 72, Page no: 48–56.



In this graph Nusselt number (experimental) and Nusselt number (theoretical) are nearly same. K. Yeranee, Yu Rao et al [16] he has given the relation between Nu(exp) Vs Nu(theor) graph are nearly similar to this. so graph is generated as linear data points is less so times it as slightly curve

V. CONCLUSIONS

Jet impingement cooling is one of the strategies utilized in the cooling of illumination focuses to improve the convection cooling. In this paper subtlety of experiment completed utilizing flat plate and pin fin heat sinks. The estimation of the constraints (Z/D) to extend the heat expulsion rate is perceived. The outcome exhibits that the effect of the impinging separation. Although the Nu abatements with diminishing impinging separation under fixed heat input power. In light of the test results an observational connection created for envisioning the Nu is proposed as capacity of the Re and (Z/D) by using this correlation Mat lab code will be developed. The best local Heat transfer coefficient got is 918.36 W/m²k for pin fin heat sink and 239.42 W/m²k for flat plate heat sink in the existent preliminaries the Nusselt demonstrations an expanding design with the Re and abatement the separation of (Z/D). Thusly here is believability to improve the heat transfer via expanding the air flow rate.



14. Pullarao Muvvala, C. Balaji, S.P. Venkateshan, (2017) Experimental investigation on the effect of wire mesh at the nozzle exit on heat transfer from impinging four-sided jets, *Experimental Thermal and Fluid Science*, Volume: 84, Page no: 78–89.
15. S. Mohamed Ilyas, B. R. Ramesh Babu, V. Venkata Subba Rao, (2018) Experimental Analysis of Heat Transfer and Multi Objective Optimization of Swirling Jet Impingement on a Flat Surface, *Journal of Applied Fluid Mechanics*, Volume: 12, Page no: 803-817.
16. Makatar Wae-hayee, Kirttayoth Yeranee, Ibroheng Piya, Yu Rao, Chayut Nuntadusit, (2019) Heat transfer correlation of impinging jet array from pipe nozzle under fully developed flow, *Applied Thermal Engineering*, Volume: 154, Page no: 37–45.
17. Prithvi Sai Penumadu, Arvind Gangoli Rao, (2017) Numerical investigations of heat transfer and pressure drop characteristics in multiple jet impingement system, *Applied Thermal Engineering*, Volume: 110, Page no: 1511–1524.
18. H. Martin, (1994) Heat and mass transfer between impinging gas jets and solid surfaces, *Advances in Heat Transfer*, volume: 13, Page no: 1–60.
19. J.B.R. Loureiro, A.P. Silva Freire, (2017) Velocity and temperature profiles, wall shear stress and heat transfer coefficient of turbulent impinging jets, *International Journal of Heat and Mass Transfer*, Volume: 107, Page no: 846–861.
20. Amirhosein Hadipour, Mehran Rajabi Zargarabadi, (2018) Heat transfer and flow characteristics of impinging jet on a concave surface at small nozzle to surface distances, *Applied Thermal Engineering*, Volume: 138, Page no: 534–541.

AUTHORS PROFILE



K. Srinivasa Rao, M Tech (Thermal) student in the Department of Mechanical Engineering in Lakireddy Bali Reddy College of Engineering, Mylavaram, A.P.



K. Lakshmi Prasad, working as Assistant Professor in the Department of Mechanical Engineering in Lakireddy Bali Reddy College of Engineering, Mylavaram. He has published 8 research articles in international journals



P. Tharun Sai, working as Assistant Professor in the Department of Mechanical Engineering in Lakireddy Bali Reddy College of Engineering, Mylavaram. He has published 5 research articles in international journals



Dr. M. Pulla Rao, working as Assistant Professor & HOD in the Department of Mechanical Engineering, in IIITDM, Karnool, A.P